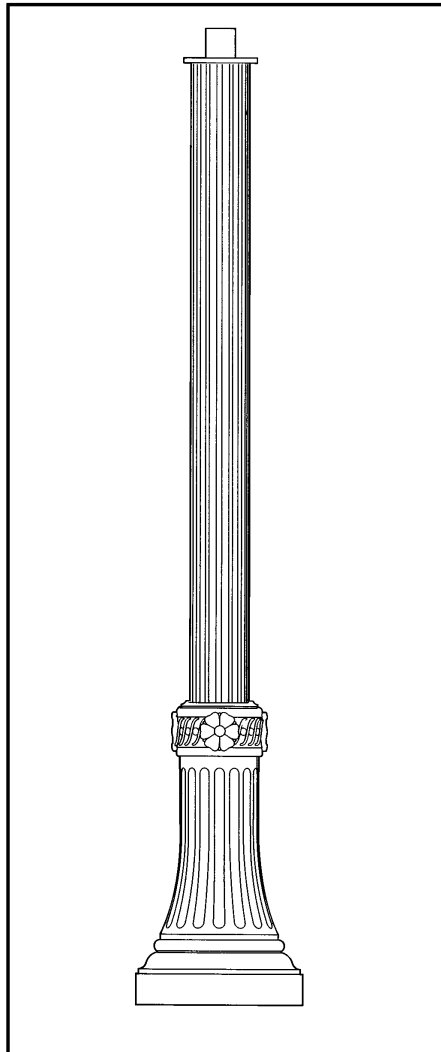


NAFCO International *Huntington 8' to 18' Fluted Straight Round 16 Flat Aluminum*



SPECIFICATIONS

Pole

The Huntington pole is available in 8' to 18' including a cast aluminum structural base with a fluted straight round aluminum shaft. The pole is designed to accommodate a twin arm assembly up to a 36" overall span.



Shaft

The fluted shaft is seamlessly extruded from 6063 aluminum alloy. The shaft is inserted and welded into the decorative structural base casting.

Structural Base

The structural base is cast from A356 aluminum alloy. A continuous circumferential weld at the top and inside of the base joins the structural base casting and shaft. The anchor bolts are located inside the base. The completed assembly is heat-treated to T6 temper after all structural welding is completed.

Access Door

An access door is provided to install and service the ground connector and circuit wiring. The door is 16.50" in height and 3.25" in width and fits to the base with stainless steel hardware.

Anchor Bolts

Anchor bolts are fabricated from carbon steel bar conforming to the requirements of ASTM F1554 Grade 55. The upper 12" of the bolts are hot dip galvanized per ASTM A153. Each anchor bolt is supplied with two hex nuts and two flat washers.

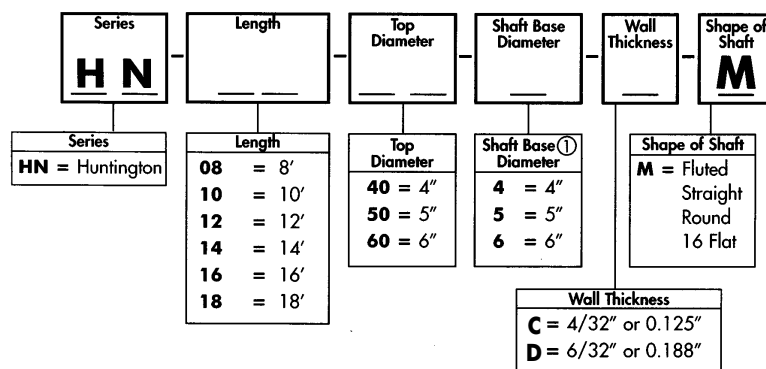
Electrical Ground Connector

A nut holder is provided in the base and accessible from the access door. The nut holder includes a tapped 3/8"-16 UNC bolt.

Finish

The finish for the pole is polyester powder coating applied over chromate pre-treatment.

CATALOG LOGIC



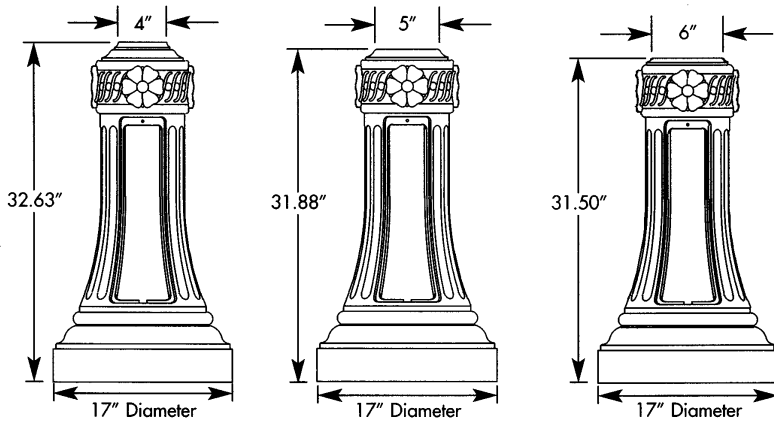
① Shaft base diameter is at the top of the decorative base casting.

Serving our customers and the industry with quality products since 1973.

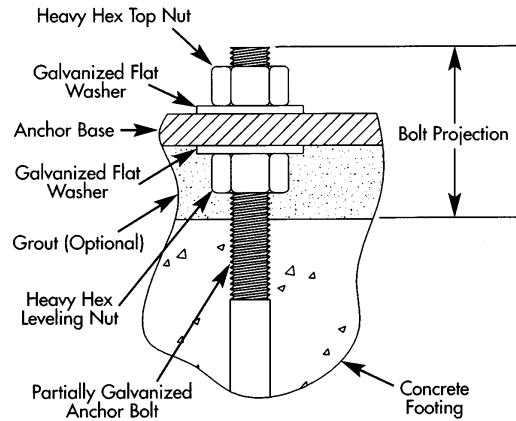
Huntington 8' to 18' Fluted Straight Round 16 Flat Aluminum

ANCHOR BASE AND BOLT DIMENSIONS

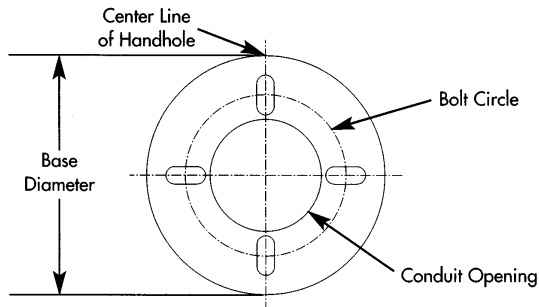
Base Dimensions



Bolt Projection Detail



Anchor Base Detail



BASE DESCRIPTION	BOLT CIRCLE		ANCHOR BOLT		
	DIA. (IN)	± (IN)	DIA. X LENGTH X HOOK (IN)	PROJECTION (IN)	± (IN)
HN	11.50	1.50	0.75 x 17.00 x 3.00	3.50	0.25

STANDARD AND DIMENSIONAL DATA TABLE

POLE HEIGHT (FT)	CATALOG NUMBER	SHAFT				80 MPH [Ⓐ]		90 MPH [Ⓐ]		100 MPH [Ⓐ]	
		TOP O.D. (IN)	BASE O.D. (IN)	WALL THK. (IN)	STRUCTURAL WEIGHT (LBS)	MAX EPA (SQ FT)	MAX WEIGHT (LBS)	MAX EPA (SQ FT)	MAX WEIGHT (LBS)	MAX EPA (SQ FT)	MAX WEIGHT (LBS)
8	HN08-404CM	4.00	4.00	0.125	74	13.3	300	10.2	300	8.0	300
8	HN08-505CM	5.00	5.00	0.125	76	21.9	300	17.0	300	13.4	300
10	HN10-404CM	4.00	4.00	0.125	78	9.1	300	6.8	300	5.2	300
10	HN10-505CM	5.00	5.00	0.125	81	15.5	300	11.8	300	9.1	300
12	HN12-404CM	4.00	4.00	0.125	81	6.3	300	4.5	300	3.2	300
12	HN12-505CM	5.00	5.00	0.125	85	11.2	300	8.3	300	6.2	300
12	HN12-606CM	6.00	6.00	0.125	87	17.2	300	13.1	300	10.0	300
14	HN14-505CM	5.00	5.00	0.125	90	8.1	300	5.7	300	4.0	300
14	HN14-606CM	6.00	6.00	0.125	93	13.1	300	9.5	300	6.9	300
16	HN16-505CM	5.00	5.00	0.125	94	5.7	300	3.7	300	2.2	300
16	HN16-606CM	6.00	6.00	0.125	98	9.7	300	6.7	300	4.5	300
16	HN16-505DM	5.00	5.00	0.188	109	10.3	300	7.3	300	5.2	300
18	HN18-505CM	5.00	5.00	0.125	99	3.7	300	1.9	300	-	300
18	HN18-606CM	6.00	6.00	0.125	104	7.0	300	4.4	300	2.5	300
18	HN18-606DM	6.00	6.00	0.188	125	12.9	300	9.1	300	6.3	300

[Ⓐ] EPA values are calculated in accordance with AASHTO Specifications for Structural Supports for Highway Signs, Luminaires and Traffic Signals, 1994.

EPA calculations allow for 1.3 Wind Gust Factor. Variations from standard sizes listed above, are available upon inquiry at the factory. Satisfactory performance of lighting standard is dependent upon the pole(s) being properly attached to a supporting foundation of adequate design. NAFCO does not design or offer recommendations for foundations.

Dimensions and Specifications subject to change without notice.